


# Growing Recipe

# PULMONARIA 'RASPBERRY ICE'

## Approximate Finish Time From Liner

☐ = Minimum ☐ = Maximum



pH: 5.6 - 6.8

Fertilization Recommendations: 150 - 200 PPM

EC: 1.0 - 2.0

Light Levels: Full sun to part shade

Water Requirements: Dry moderately between waterings

Hardiness Zones: 4 - 9



Possible Problems: Insect: Aphids, slugs are possible  
Diseases: Botrytis can be a problem if the foliage is kept too moist. Leaf spot.

Habit: Clumping

Day Length for Flowering: Day neutral

## Description

Imagine raspberry pink blooms over shimmering frosty mint foliage with an added ice cream edge! Ours takes the full NW sun as well.



Do NOT bury the crown of the plug

