



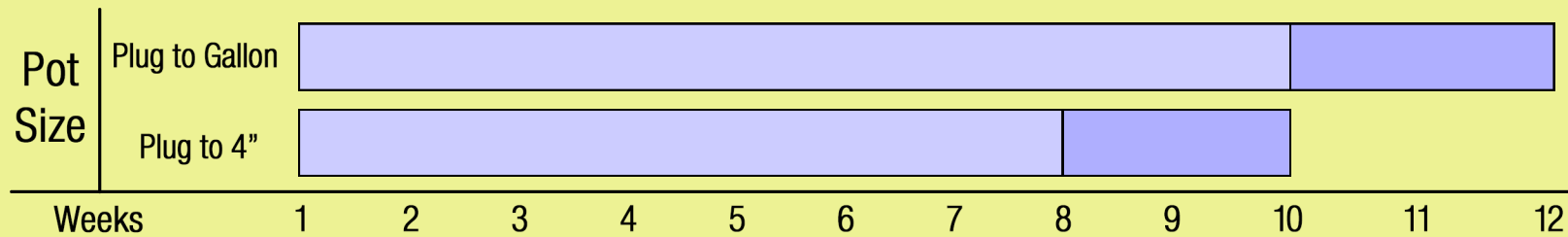
Growing Recipe

SEDUM 'RASPBERRY TRUFFLE'

CANDY™ SERIES

Approximate Finish Time From Liner

 = Minimum  = Maximum



pH: 5.8 - 7.2

Fertilization Recommendations: 75 - 100 PPM

EC: 0.6 - 0.9

Light Levels: Full sun



Water Requirements: Dry completely between waterings

Hardiness Zones: 4 - 9

Possible Problems: Insect: No major
Diseases: Fungal problems can occur if provided poor drainage

Habit: Upright

Day Length for Flowering: Obligate long day



Do NOT bury the crown of the plug

Description

Upright mounds of large, scalloped, purple-brown leaves. Rose-pink flowers accent the foliage. 'Raspberry Truffle' makes a great addition to the border or the rock-garden.

